

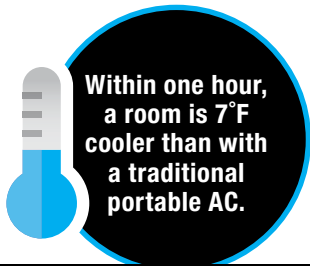


PORTABLE AIR CONDITIONER

12,000 BTU WITH HEAT PUMP

FINALLY—A PORTABLE AC THAT COOLS A ROOM QUICKLY!

- Energy efficient to save money
- Cold air blows up to 29'
- Fresh air intake and exhaust hose retracts into unit
- Wi-Fi voice enabled and works with Alexa and Google Assistant
- Cooling and heating combined into one unit



Within one hour, a room is 7°F cooler than with a traditional portable AC.

TEMPERATURE DROP			
	20 MIN	40 MIN	60 MIN
TRADITIONAL MODEL (12K)	4.2°F	4.4°F	5°F
1PORTVP12000	9.3°F	10.8°F	12°F

TRADITIONAL EXHAUST HOSE

- Provides no fresh air intake, pulling conditioned air from inside and exhausting outside through a hose.
- Room is under negative pressure, so hot air from outside seeps in.
- Has multiple bends which reduces airflow.



COMBINED FRESH AIR INTAKE AND EXHAUST HOSE


- Pulls in fresh air from outdoors and exhausts hot air outside.
- Innovative two-hose in one design and sealed bottom structure ensure no heat leakage.
- Eliminates multiple hose bends.



FRESH AIR INTAKE and exhaust hose retracts into unit



COLD AIR blows up to 29'




PORTABLE AC WITH COOLING & HEATING POWER

PORTABLE AC FEATURES

- Electronic controls
- Dry mode function (acts as dehumidifer)
- Auto-swing louver
- Bucketless drain system
- Auto restart function
- Sleep mode
- Auto mode (selects cool/heat/fan depending on the selected temperature)
- Easy access washable filter
- Full function remote control
- Variable cooling speeds
- Eco-friendly R32 refrigerant
- Fresh air intake
- Easy roll casters
- CEC Compliant



1PORTVP12000	
UPC CODE	842149091156
COOLING CAPACITY (BTU) (ASHRAE)	14,000
COOLING CAPACITY (BTU) (SACC)	12,000
HEATING CAPACITY (BTU)	12,000
DOE SACC COVERAGE (sq. ft.)	245
CEER	8.37
ENERGY STAR RATED	No
FAN SPEEDS (Cool/Fan)	hi / mi / lo
AMPS	12
WATTS	1300
DECIBELS (Hi/Mi/Lo)	56 / 49.5 / 42
UNIT DIMENSIONS (WxHxD) (in.)	19.5 x 16.75 x 32.5
PKG. DIMENSIONS (WxHxD) (in.)	22.5 x 18.5 x 35
CONTAINER QTY. (20'/40'/40' HQ)	98 / 200 / 310
WEIGHT (Net/Gross) (lbs.)	76.3 / 87.74
REFRIGERATION	R32/16.2
REMOTE CONTROL	Yes
OUTLET CONFIGURATION	 15 AMP 115V

